

DB5

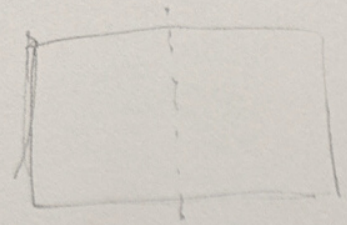


ENVIRONMENTAL SCULPTURE


Mike Tillson




PAPER SCULPTURE



cut in half
fold halves in half





- tent forms - on end
 - meeting @ $\frac{1}{2}$ way
 - organize in variety
 - VIDEO - easy way for multiple
 - elevate some on stick?
 - keeping sticks
- strong / harsh light to create strong lines contrast
- Sharpie circle in middle of some, one, for many?



Sketches and more in thinking about the work to be done.

Maquettes & Experimentation



Sketches and written thoughts about the work to be done.

Maquettes & Experimentation



The Early Stages

Initial circle, made by lawnmower.
Twice around to set the stage. The circle
then reinforced with leaves.



The Early Stages, II

More clearing & starting details.
Using the mower to clear/clean the outside area. Studio assistant Bailey checking progress. Adding details begins. The mandala aspect takes hold.



Details

Four more steps.

Visually searching the yard for shape and color. Cana Lily, fig, and apricot come into play.



Close up

Details



Finishing

Something to add contrast.

The bouganvillea has been busy dropping leaves. They were collected to add the brighter pop of color I felt was missing.

Complete



Yardala.
Fruit and foliage. 16' diameter